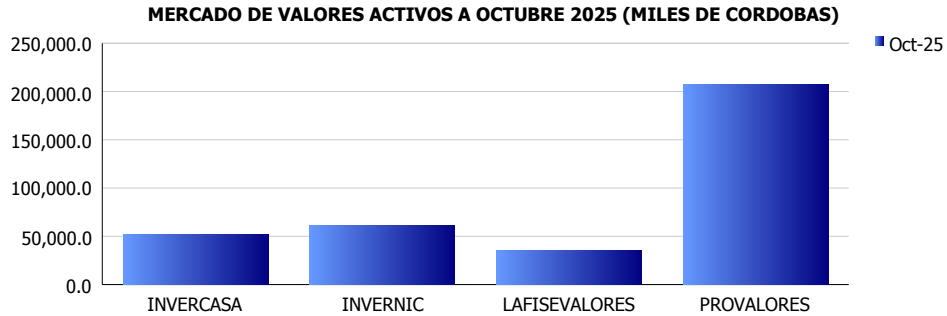


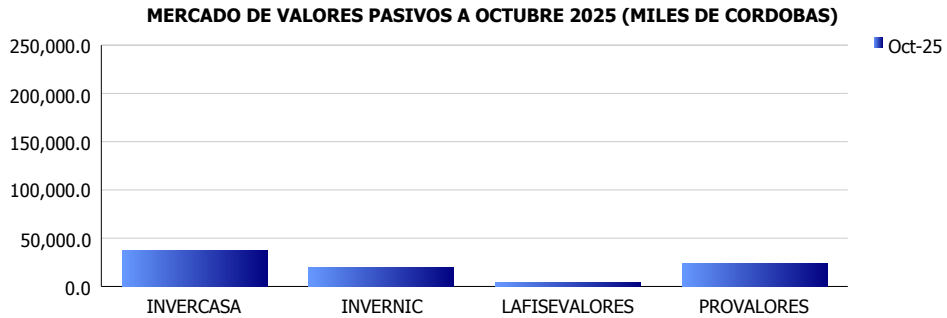


## INSTITUCIONES FINANCIERAS DEL MERCADO DE VALORES INDICADORES FINANCIEROS CONSOLIDADOS (Cifras en miles de córdobas)

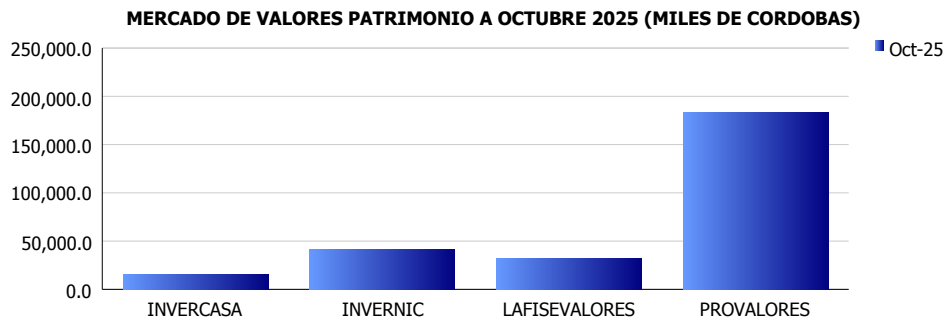
ACTIVOS	
Miles C\$	Oct-25
INVERCASA	52,157.8
INVERNIC	60,814.9
LAFISEVALORES	35,457.3
PROVALORES	206,842.2
PROMEDIO	88,818.1



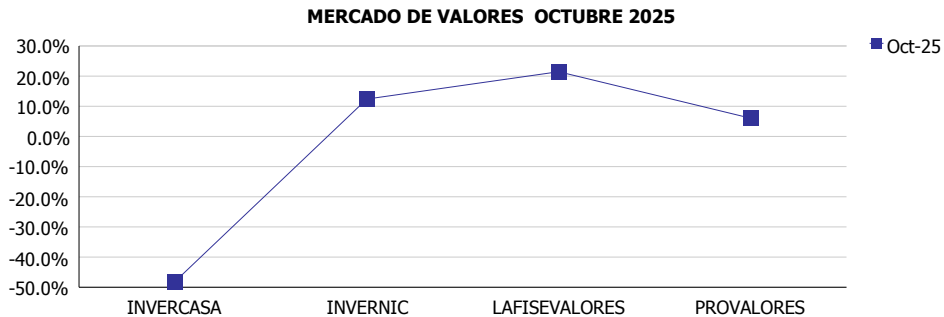
PASIVOS	
Miles C\$	Oct-25
INVERCASA	36,774.3
INVERNIC	19,366.7
LAFISEVALORES	3,728.9
PROVALORES	23,850.0
PROMEDIO	20,930.0



PATRIMONIO	
Miles C\$	Oct-25
INVERCASA	15,383.5
INVERNIC	41,448.2
LAFISEVALORES	31,728.4
PROVALORES	182,992.2
PROMEDIO	67,888.1



ROE	
	Oct-25
INVERCASA	-48.1%
INVERNIC	12.4%
LAFISEVALORES	21.5%
PROVALORES	6.0%
PROMEDIO	-2.1%



ROA	
	Oct-25
INVERCASA	-16.7%
INVERNIC	8.4%
LAFISEVALORES	19.5%
PROVALORES	5.4%
PROMEDIO	4.2%

