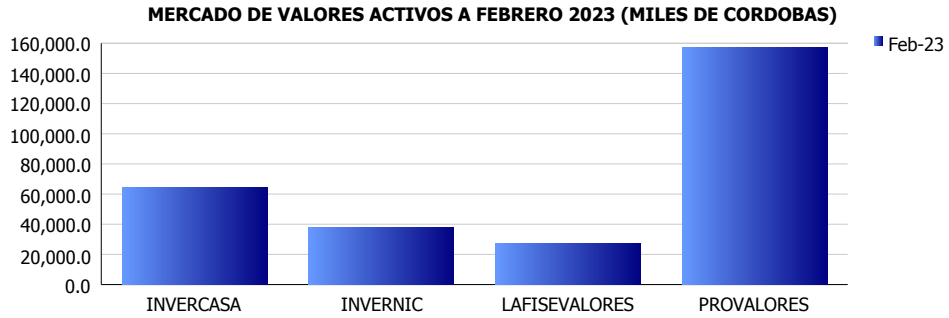


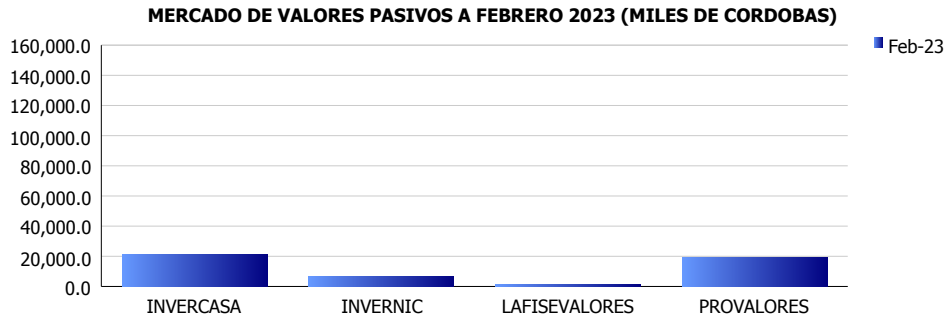


## INSTITUCIONES FINANCIERAS DEL MERCADO DE VALORES INDICADORES FINANCIEROS CONSOLIDADOS (Cifras en miles de córdobas)

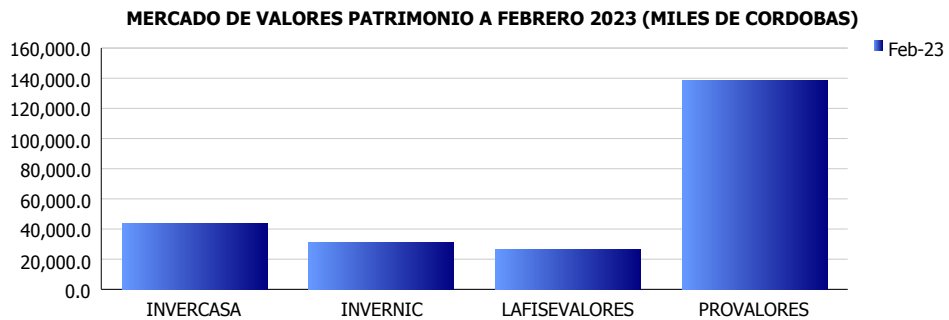
ACTIVOS	
Miles C\$	Feb-23
INVERCASA	64,355.7
INVERNIC	37,767.6
LAFISEVALORES	27,439.9
PROVALORES	157,374.5
PROMEDIO	71,734.4



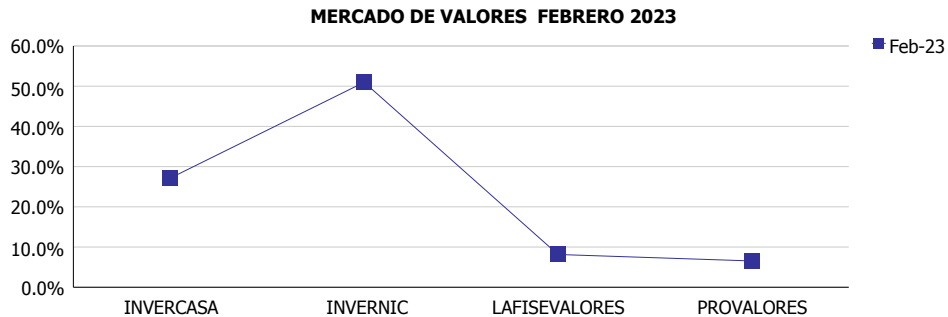
PASIVOS	
Miles C\$	Feb-23
INVERCASA	20,937.0
INVERNIC	6,501.7
LAFISEVALORES	980.0
PROVALORES	18,962.8
PROMEDIO	11,845.3



PATRIMONIO	
Miles C\$	Feb-23
INVERCASA	43,418.7
INVERNIC	31,265.9
LAFISEVALORES	26,459.9
PROVALORES	138,411.7
PROMEDIO	59,889.1



ROE	
	Feb-23
INVERCASA	27.2%
INVERNIC	51.0%
LAFISEVALORES	8.2%
PROVALORES	6.5%
PROMEDIO	23.2%



ROA	
	Feb-23
INVERCASA	11.5%
INVERNIC	45.0%
LAFISEVALORES	7.8%
PROVALORES	5.7%
PROMEDIO	17.5%

