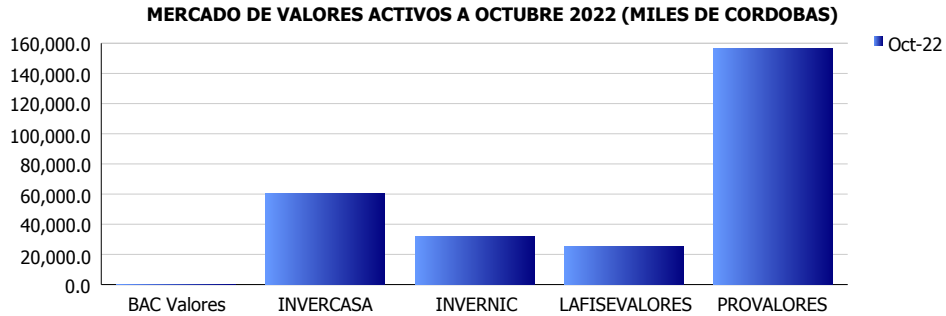


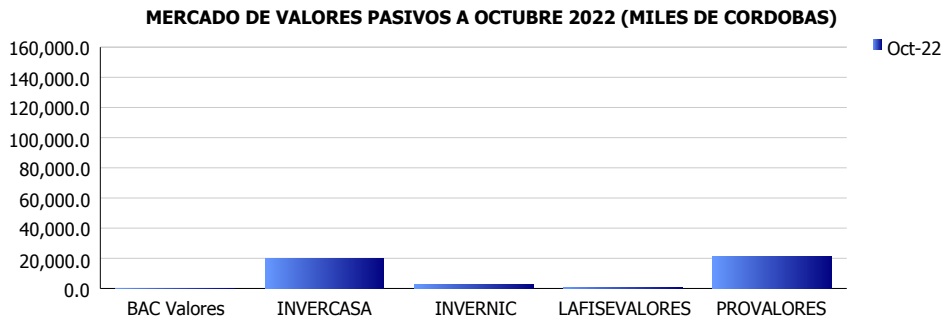


## INSTITUCIONES FINANCIERAS DEL MERCADO DE VALORES INDICADORES FINANCIEROS CONSOLIDADOS (Cifras en miles de córdobas)

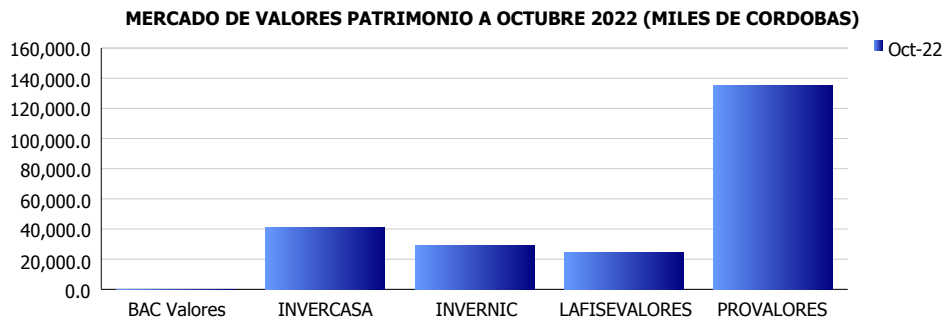
ACTIVOS	
Miles C\$	Oct-22
BAC Valores	0.0
INVERCASA	60,414.7
INVERNIC	31,683.2
LAFISEVALORES	25,566.4
PROVALORES	156,311.9
PROMEDIO	54,795.3



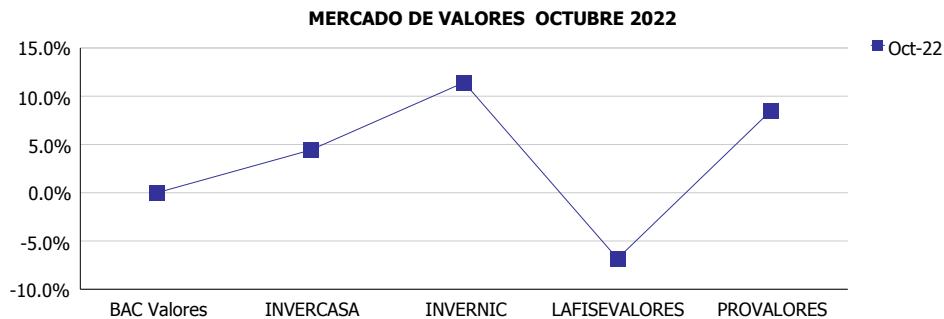
PASIVOS	
Miles C\$	Oct-22
BAC Valores	0.0
INVERCASA	19,543.1
INVERNIC	2,482.2
LAFISEVALORES	872.8
PROVALORES	21,020.7
PROMEDIO	8,783.8



PATRIMONIO	
Miles C\$	Oct-22
BAC Valores	0.0
INVERCASA	40,871.6
INVERNIC	29,201.0
LAFISEVALORES	24,693.6
PROVALORES	135,291.2
PROMEDIO	46,011.5



ROE	
	Oct-22
BAC Valores	0.0%
INVERCASA	4.4%
INVERNIC	11.4%
LAFISEVALORES	-6.8%
PROVALORES	8.5%
PROMEDIO	3.5%



ROA	
	Oct-22
BAC Valores	0.0%
INVERCASA	3.3%
INVERNIC	10.4%
LAFISEVALORES	-6.3%
PROVALORES	7.3%
PROMEDIO	2.9%

